




ELECTRIC PUMPS KIT FOR Adblue® TRANSFER “Barrel Kit”



Ref.	Descrip.	Flow rate	Voltage	Power	Inlet-outlet	Conn. hose	Nozzle	Suction kit	Flow meter	Weight	Packaging
		l/min	AC V./Hz DC Volt	W	BSPG	Ø				kg	mm

097-5710-230	Barrel Kit	40	230/50	350	3/4"-3/4"	19X29	Man.AD90	YES	YES	18,30	760X760X265
097-5711-230	Barrel Kit	40	230/50	350	3/4"-3/4"	19X29	Aut.AP80	YES	YES	20,30	760X760X265

097-5710-115	Barrel Kit	40	115/60	350	3/4"-3/4"	19X29	Man.AD90	YES	YES	18,30	760X760X265
097-5711-115	Barrel Kit	40	115/60	350	3/4"-3/4"	19X29	Aut.AP80	YES	YES	20,30	760X760X265

097-5710-012	Barrel Kit	34	12	200	3/4"-3/4"	19X29	Man.AD90	YES	YES	16,75	760X760X265
097-5711-012	Barrel Kit	34	12	200	3/4"-3/4"	19X29	Aut.AP80	YES	YES	18,75	760X760X265

PUMP DUTY CYCLE min: S2 20

